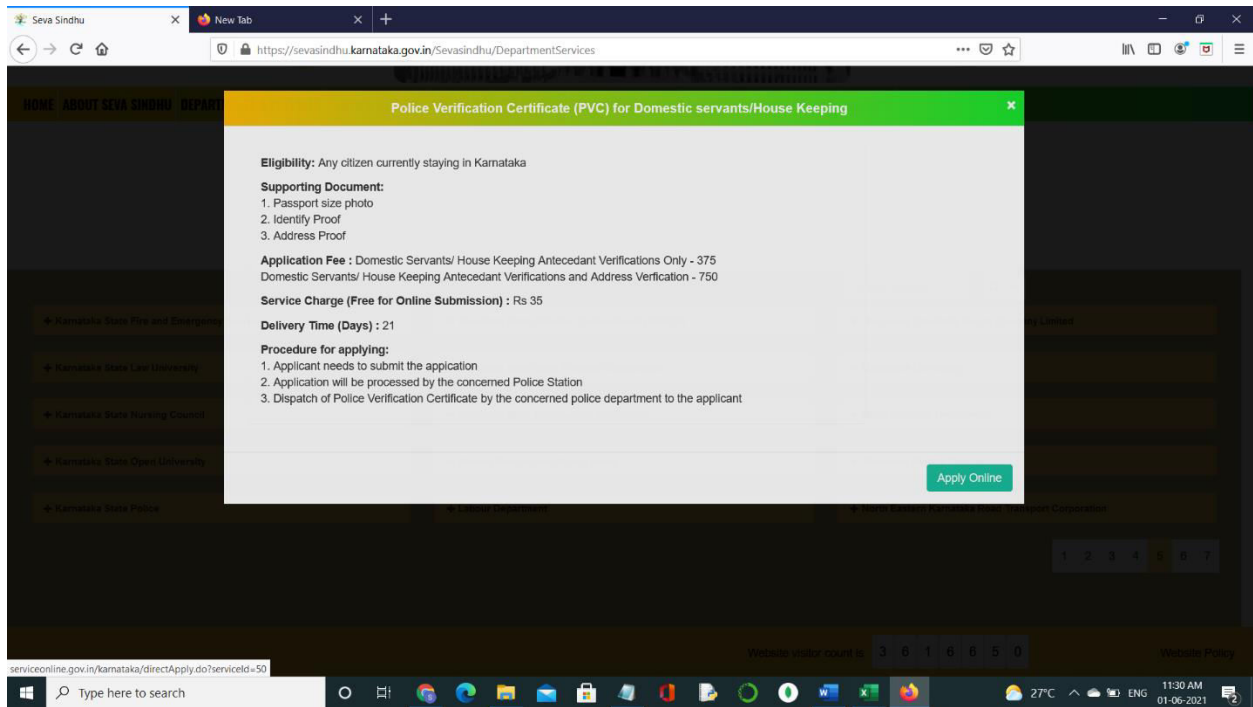


ಕರ್ನಾಟಕ ರಾಜ್ಯ ಪೊಲೀಸ್ ಇಲಾಖೆ
Karnataka State Police
ದೇಶೀಯ ಸೇವಕರು / ಮನೆ-ಕೀಪಿಂಗ್ಗಾಗಿ ಪೊಲೀಸ್ ಪರಿಶೀಲನೆ
ಪ್ರಮಾಣಪತ್ರ
Police Verification Certificate (PVC) for Domestic servants/House
Keeping

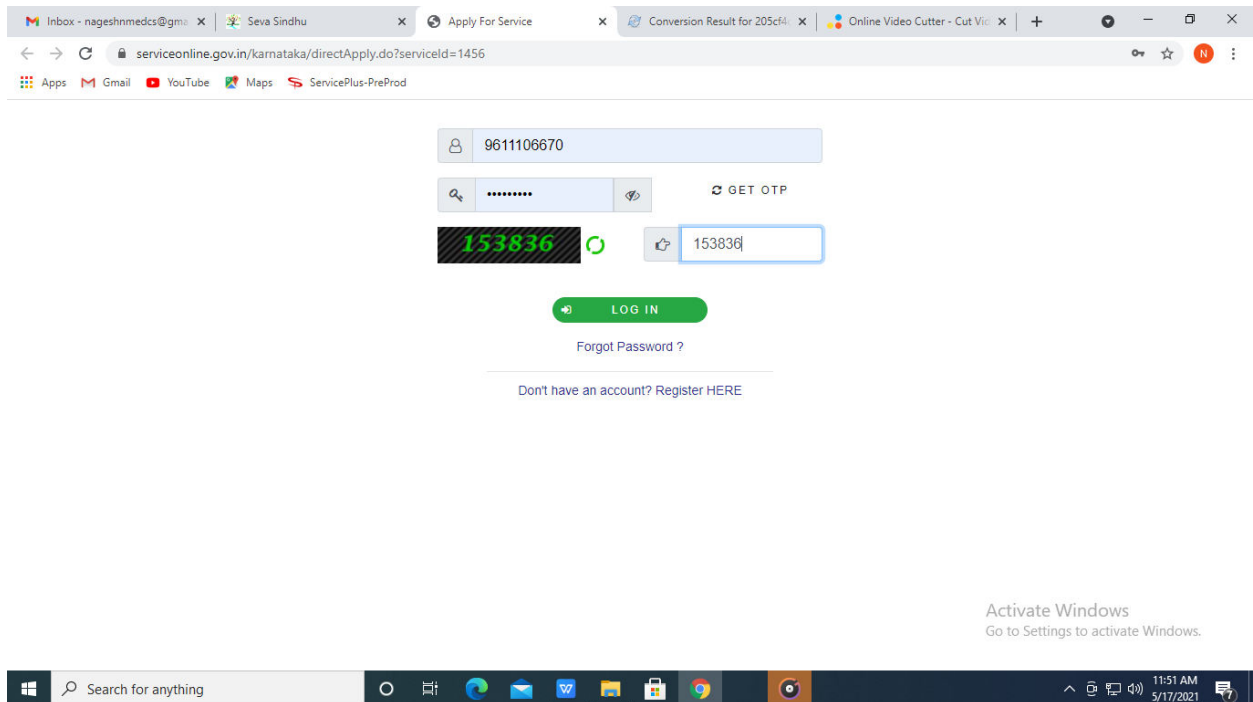
Step 1: Go to sevasindhu.karnataka.gov.in website and click on **Departments & Services**.

Step 2: Click on **Karnataka State Police** and select **Police Verification Certificate (PVC) for Domestic servants/House Keeping**. Alternatively, you can search for Police Verification Certificate (PVC) for Domestic servants/House Keeping in the **search option**.

Step 3 : Click on **Apply online**.



Step 4: Enter the username, password/OTP, captcha and click on **Log In** button.



Step 5 : Fill the Applicant Details.

ಕರ್ನಾಟಕ ರಾಜ್ಯ ಪೊಲೀಸ್
Karnataka State Police
ಮನೆಗೆಲಸ / ಗೃಹ ನಿರ್ವಹಣೆಗಾರರ ಪೂರ್ವಾಪರ ಪರಿಶೀಲನಾ ಪ್ರಮಾಣಪತ್ರಕ್ಕಾಗಿ ಅರ್ಜಿ
Application for Domestic servants/House Keeping-Antecedent Verification Certificate

Applicant Details/ಅರ್ಜಿದಾರರ ವಿವರಗಳು

Name of Applicant / ಅರ್ಜಿದಾರರ ಹೆಸರು	Shilpa V	Photo / ಭಾವ ಚಿತ್ರ	Browse... No file selected.
Date of Birth / ಜನ್ಮ ದಿನಾಂಕ	<input type="text"/>	Father / Husband Name / ತಂದೆ/ಗಂಡನ ಹೆಸರು	<input type="text"/>
Occupation / ವೃತ್ತಿ	Please Select	Purpose / ಉದ್ದೇಶ	<input type="text"/>
Nationality / ರಾಷ್ಟ್ರೀಯತೆ	India	Applied for the Service/ ಯಾವ ಸೇವೆಗಾಗಿ ಅರ್ಜಿ ಸಲ್ಲಿಸಲಾಗಿದೆ	Please Select
Period of stay(From) / ವಾಸವಿರುವ ಅವಧಿ(ಇಂದ)	<input type="text"/>	Period of stay(To) / ವಾಸವಿರುವ ಅವಧಿ(ವರೆಗೆ)	<input type="text"/>
Date of Receipt / ರಶೀದಿಯ ದಿನಾಂಕ	01/06/2021	Fees to be paid/ಪಾವತಿಸಬೇಕಾದ ಶುಲ್ಕಗಳು	<input type="text"/>

Step 6: Verify the details. If details are correct, select the **checkbox ("I Agree") & Submit.**

Do You Have Any Criminal record/convictions or any criminal proceeding against you or your family in any part of the country? / ದೇಶದಲ್ಲಿ, ಎಲ್ಲಿಯಾದರೂ ನಿಮಗೆ ಅಥವಾ ನಿಮ್ಮ ಕುಟುಂಬಕ್ಕೆ ಸಂಬಂಧಿಸಿದಂತೆ ಯಾವುದಾದರೂ ಆಪರಾಧ/ಶಿಕ್ಷೆಯಾದ ಬಗ್ಗೆ ದಾಖಲೆಗಳು ಇದೆಯೇ.

Yes/ಹೌದು No/ಇಲ್ಲ

Declaration/ಘೋಷಣೆ

I hereby declare that the particulars furnished in this form are true to the best of my knowledge/ಈ ಅರ್ಜಿಯಲ್ಲಿ ನಾನು ಒದಗಿಸಿರುವ ಎಲ್ಲಾ ವಿವರಗಳು ಸತ್ಯವಾಗಿರುತ್ತವೆ ಎಂದು ಘೋಷಿಸುತ್ತೇನೆ.
Disclaimer: If uploaded documents mismatch with the entered data, Department may reject your application.

I Agree

Word verification

255326

Please enter the characters shown above


MINISTRY OF PANCHAYATI RAJ Digital India data.gov.in india.gov.in DeitY PMINDIA

Site is technically designed, hosted and maintained by National Informatics Centre

Step 7: A fully filled form will be generated for user verification.

The screenshot shows a web browser window with the URL <https://serviceonline.gov.in/karnataka/applyPageForm.do>. The page displays a form titled "Applicant Details/ಅರ್ಜಿದಾರರ ವಿವರಗಳು" and "Applicant Address Details/ಅರ್ಜಿದಾರರ ವಿಳಾಸ ವಿವರಗಳು".

Applicant Details/ಅರ್ಜಿದಾರರ ವಿವರಗಳು

Name of Applicant / ಅರ್ಜಿದಾರರ ಹೆಸರು :	Shipa V
Photo / ಛಾಪು ಚಿತ್ರ :	
Date of Birth / ಜನ್ಮ ದಿನಾಂಕ :	10/02/1998
Father / Husband Name / ಅಂದಗೊಂಡವ ಹೆಸರು :	VJAY N
Occupation / ವೃತ್ತಿ :	Casual
Purpose / ಉದ್ದೇಶ :	VERIFICATION
Nationality / ರಾಷ್ಟ್ರೀಯತೆ :	India
Applied for the Service/ ಯಾವ ಸೇವೆಗಾಗಿ ಅರ್ಜಿ ಸಲ್ಲಿಸಲಾಗಿದೆ :	Domestic servants/House Keeping ANTECEDENTS VERIFICATION ONLY
Period of stay(From) / ವಾಸವಿರುವ ಆರಂಭ(ಇಂದ) :	05/01/2021
Period of stay(To) / ವಾಸವಿರುವ ಅಂತ್ಯ(ದವರೆಗೆ) :	01/02/2021
Date of Receipt / ದಾಖಲೆಯ ದಿನಾಂಕ :	01/06/2021
Fees to be paid/ಪಾವತಿಸಬೇಕಾದ ಶುಲ್ಕಗಳು :	375
Hidden address :	18-05-1998

Applicant Address Details/ಅರ್ಜಿದಾರರ ವಿಳಾಸ ವಿವರಗಳು

House No./Block/Street / ಮನೆ ಸಂಖ್ಯೆ/ಬ್ಲಾಕ್/ರಸ್ತೆ :	NO 23 HSR
Area/Village / ಪುರವಿಳೆ / ಹಳ್ಳಿ :	BANGALORE
Country / ದೇಶ :	India

Step 8 : Click on **Attach Annexures**.

The screenshot shows the "Declaration/ಘೋಷಣೆ" section of the form. It contains a disclaimer and a declaration statement. Below the declaration, there is a section for "Additional Details" and a "Draft Reference No." field.

Declaration/ಘೋಷಣೆ

I hereby declare that the particulars furnished in this form are true to the best of my knowledge/ಕೆ ಅರ್ಜಿಯಲ್ಲಿ ನಾನು ಒದಗಿಸಿರುವ ಎಲ್ಲಾ ವಿವರಗಳು ಸತ್ಯವಾಗಿರುತ್ತವೆ ಎಂದು ಘೋಷಿಸುತ್ತೇನೆ.
Disclaimer: If uploaded documents mismatch with the entered data, Department may reject your application.

I Agree : Yes

Additional Details

Apply to the Office : City Office(Police Cities- Bengaluru Dist)

Draft Reference No : Draft_P00135/2021/00366

01/6/2021 11:38:23 IST

<http://serviceonline.gov.in/karnataka>

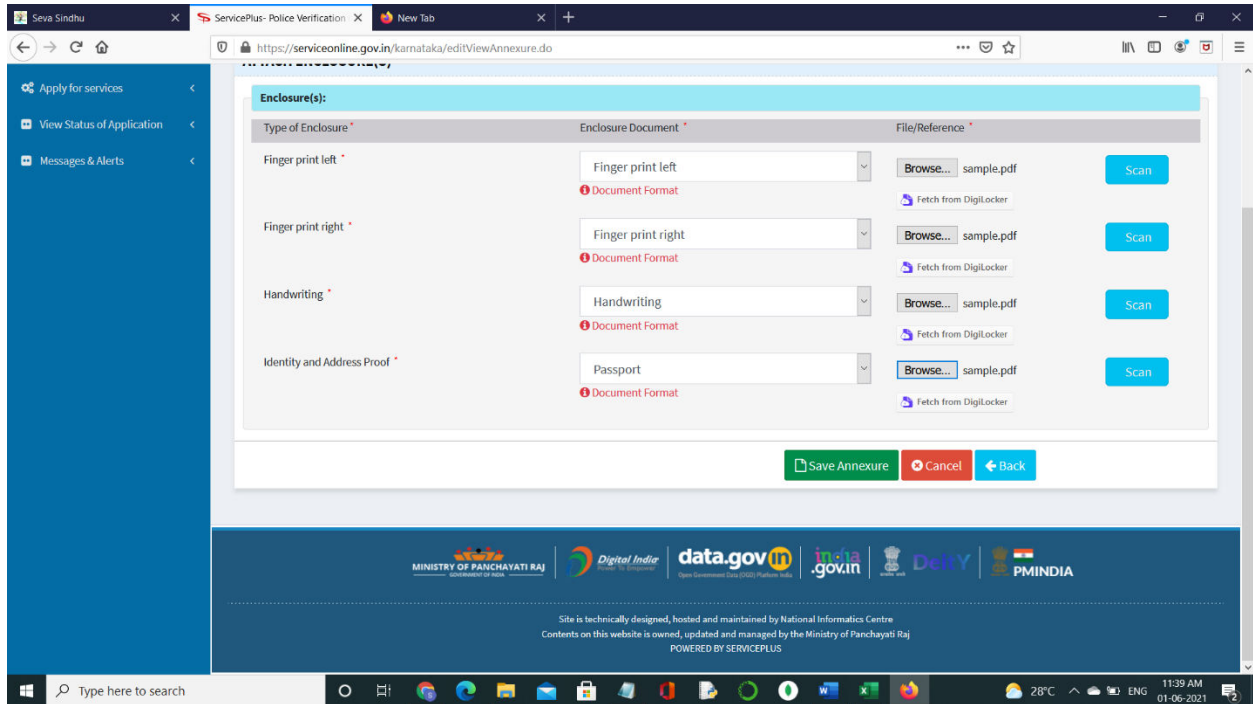
[Attach Annexure](#) [Edit](#) [Cancel](#) [Click here to initiate new application](#)

MINISTRY OF PANCHAYATI RAJ
GOVERNMENT OF KARNATAKA

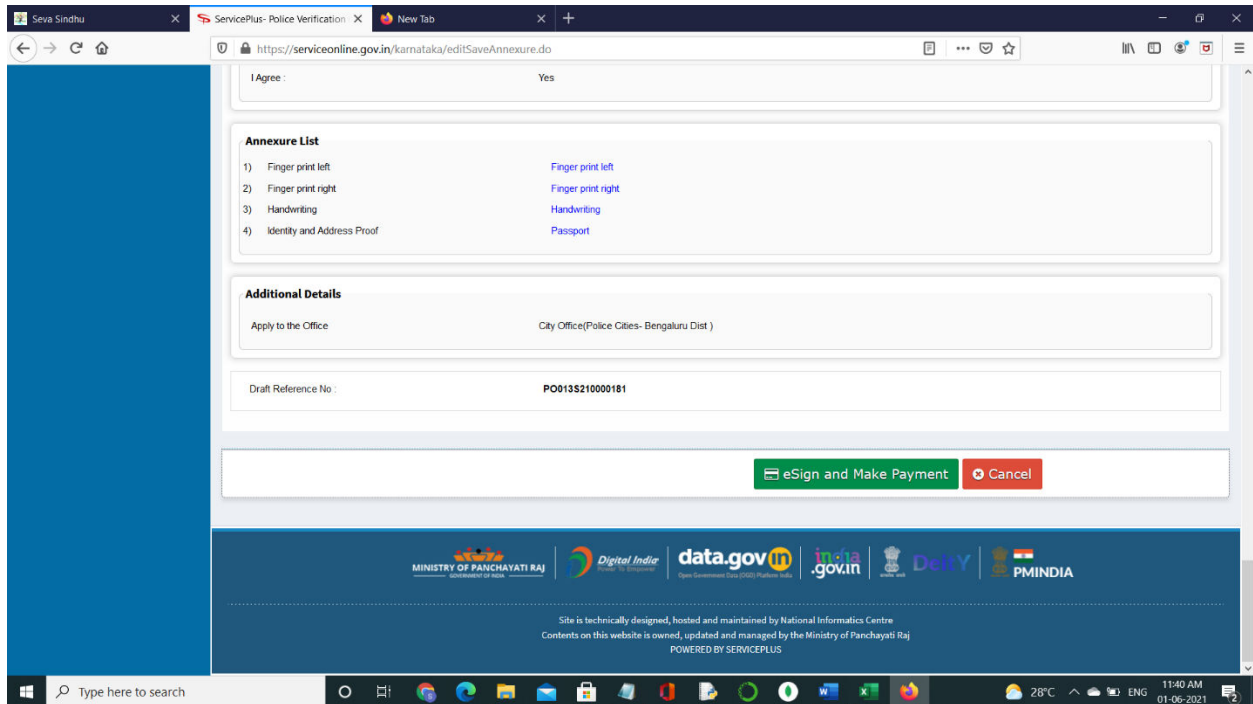
Digital India
data.gov.in
india.gov.in
Deity
PMINDIA

Site is technically designed, hosted and maintained by National Informatics Centre
Contents on this website is owned, updated and managed by the Ministry of Panchayati Raj
POWERED BY SERVICEPLUS

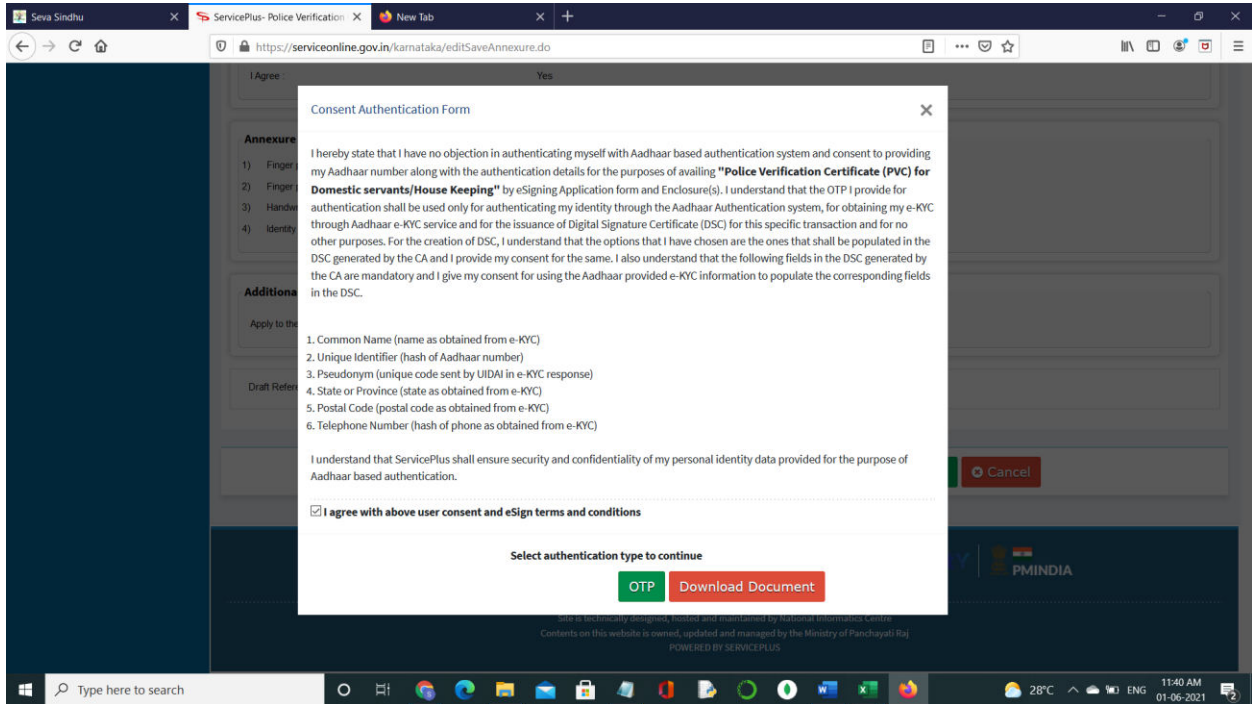
Step 9: Attach the annexures and click on Save Annexures.



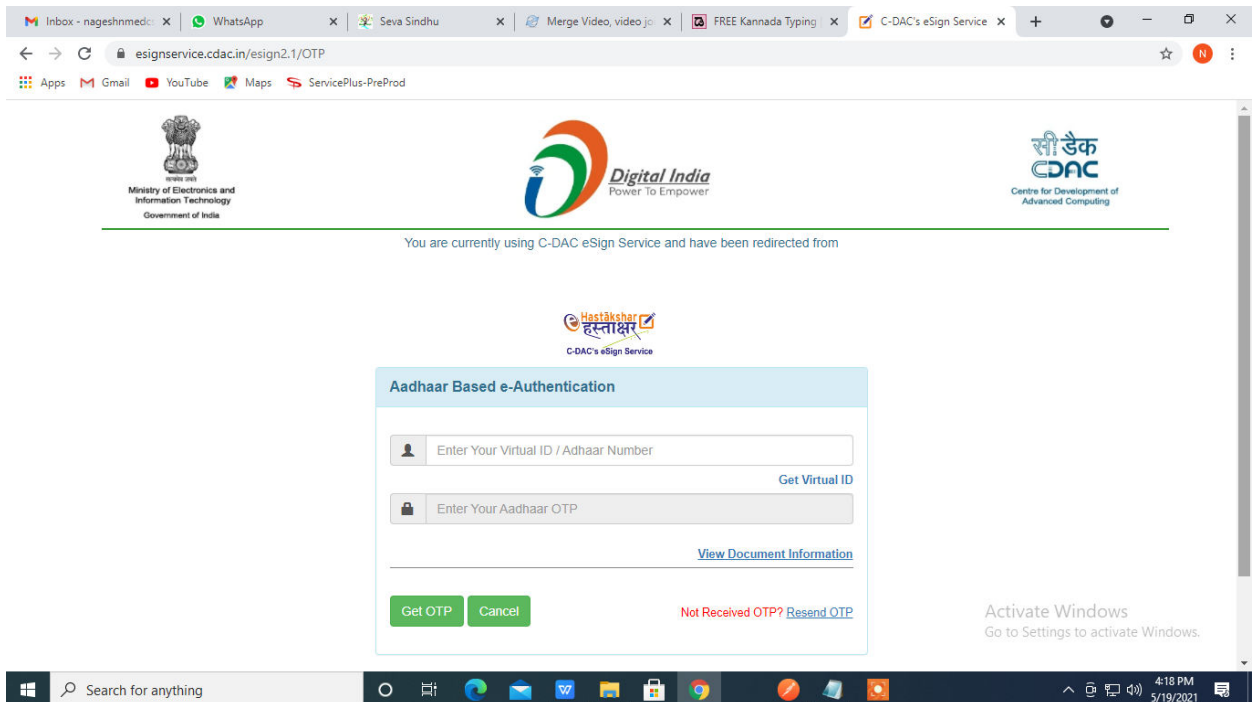
Step 10 : Saved annexures will be displayed and click on eSign and Make Payment to proceed.



Step 11 : Click on I agree with above user consent and eSign terms and conditions and Select authentication type to continue.



Step 12 : Enter Aadhaar Number and click on get OTP.



Step 13 : Enter OTP and click on Submit.

The screenshot shows a web browser window with the URL `esignservice.cdac.in/esign2.1/OTP`. The page features logos for the Ministry of Electronics and Information Technology, Digital India, and CDAC. A message states: "You are currently using C-DAC eSign Service and have been redirected from". Below this is the "Hastakshar" logo and "C-DAC's eSign Service". The main form is titled "Aadhaar Based e-Authentication" and contains the following fields and options:

- Aadhaar Number: `472245377750` (with a "Get Virtual ID" link)
- OTP: `*****`
- Consent: I have read and provide my [consent](#) (with a "View Document Information" link)
- Buttons: "Submit" (green), "Cancel" (green)
- Link: "Not Received OTP? [Resend OTP](#)"

The Windows taskbar at the bottom shows the time as 4:19 PM on 5/19/2021.

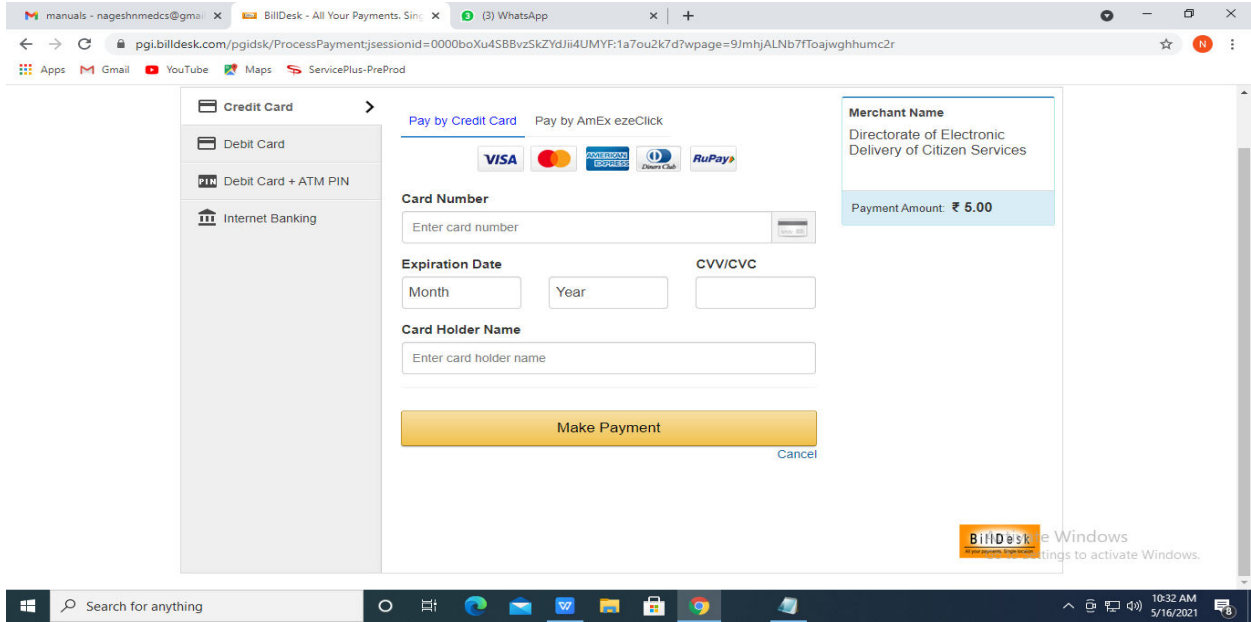
Step 14 : Select the Mode of Payment and click on Make Payment to proceed.

The screenshot shows the ServicePlus portal with the URL `serviceonline.gov.in/configureka/proccedToPayment.do?OWASP_CSRFTOKEN=435M-IJDE-AI6F-17LP-IDIY-IJSH-2HGT-PRA2`. The page title is "APPLICATION FOR DUPLICATE DEGREE CERTIFICATE". The "PAYMENT DETAILS" section includes:

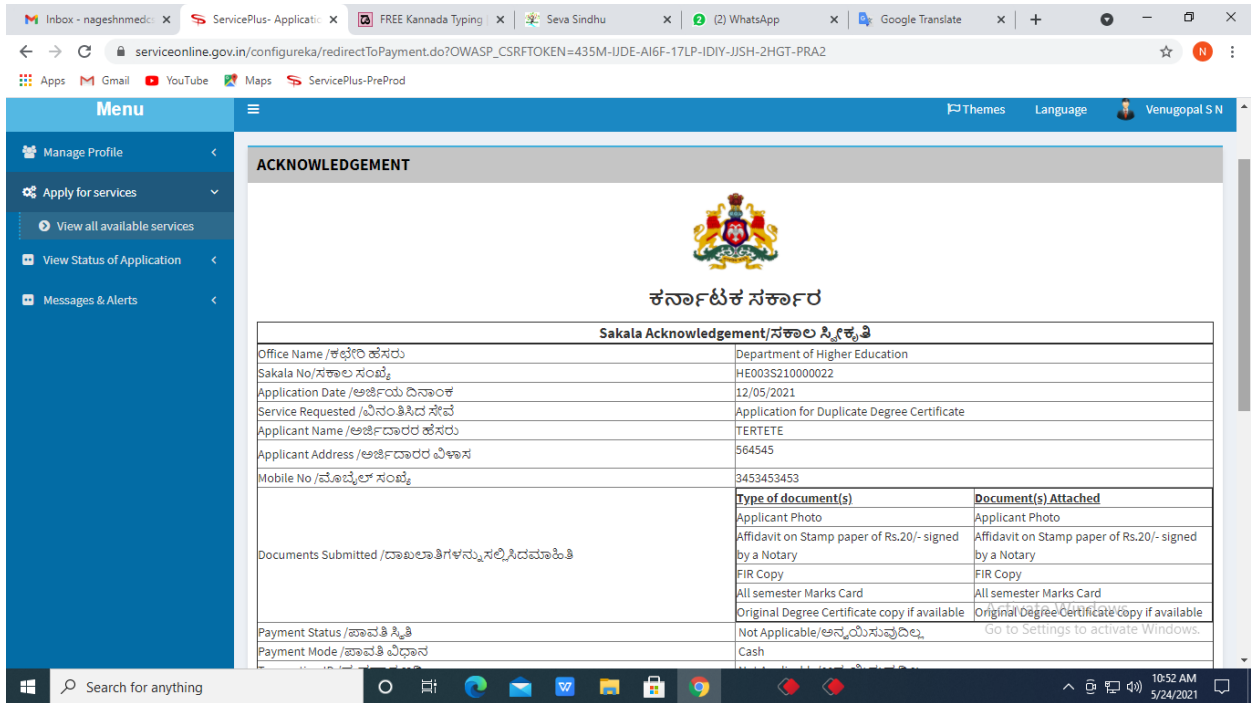
- Mode Of Payment: Paytm, Bill Desk Payment, Cash
- Application Fee: 1845.0
- Total Amount to be paid (in Rs.): 1845.0
- Receipt No. *: `df`
- Payment Date *: `12/05/2021` (with a calendar icon and note: "(Select last 20 days from current date)")

At the bottom right of the form are three buttons: "Make Payment" (green), "Reset" (blue), and "Cancel" (red). The Windows taskbar at the bottom shows the time as 10:51 AM on 5/24/2021.

Step 15 : Select preferred payment method (Credit Card/Debit Card/Internet Banking), enter the required details and click on make payment.



Step 16 : After payment is successful, acknowledgement will be generated. Acknowledgement consists of applicant details, application details and the payment details for applicant's reference.



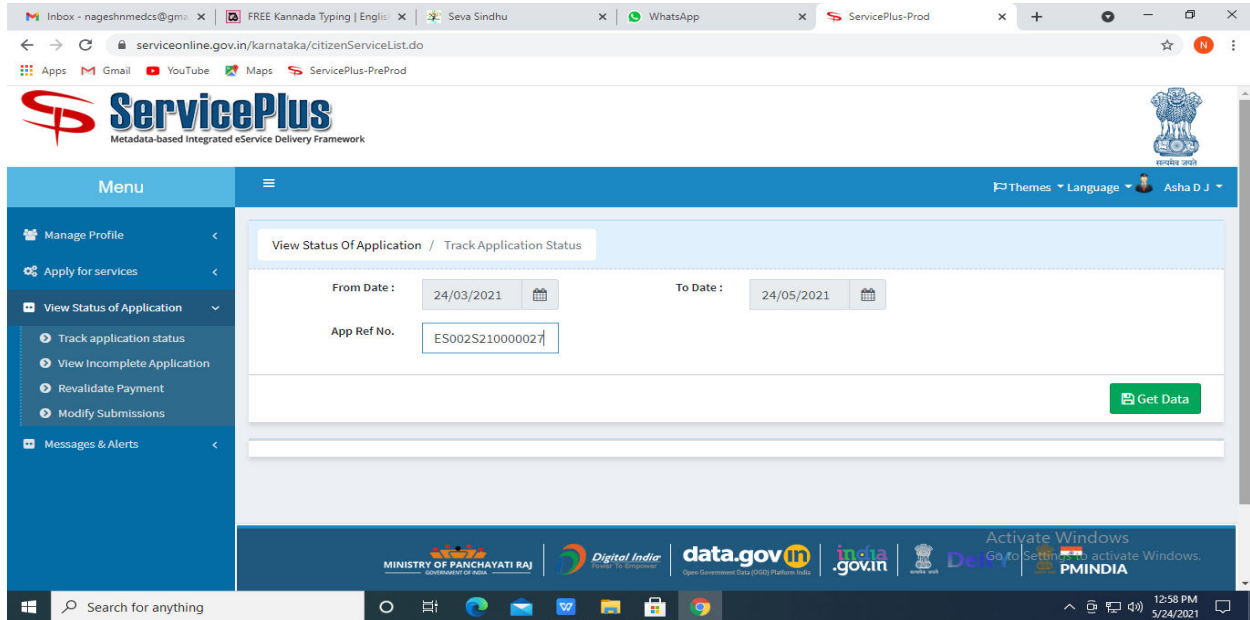
Step 17 : To download the certificate, go to the sevasindhu.karnataka.gov.in and click on **Registered Users Login Here.**

The screenshot shows the homepage of the Seva Sindhu Government of Karnataka website. The header includes the state emblem and the text 'SEVA SINDHU GOVERNMENT OF KARNATAKA'. Below this, there are portraits of the Hon'ble Chief Minister, Sri. B. S. Yediyurappa, and the Hon'ble Minister of Primary & Secondary Education and Sakala, Sri. S. Suresh Kumar. A navigation menu contains links for HOME, ABOUT SEVA SINDHU, DEPARTMENTS & SERVICES, SERVICE CENTERS, GRAMA ONE, TRACK YOUR APPLICATION STATUS, REPORTS-DASHBOARD, FAQ, and CONTACT. Three main service buttons are visible: 'DEPARTMENTS & SERVICES', 'NEW USERS REGISTER HERE', and 'REGISTERED USERS LOGIN HERE'. The footer includes a 'Website visitor count' of 33745808 and a timestamp of 10:07 AM on 5/16/2021.

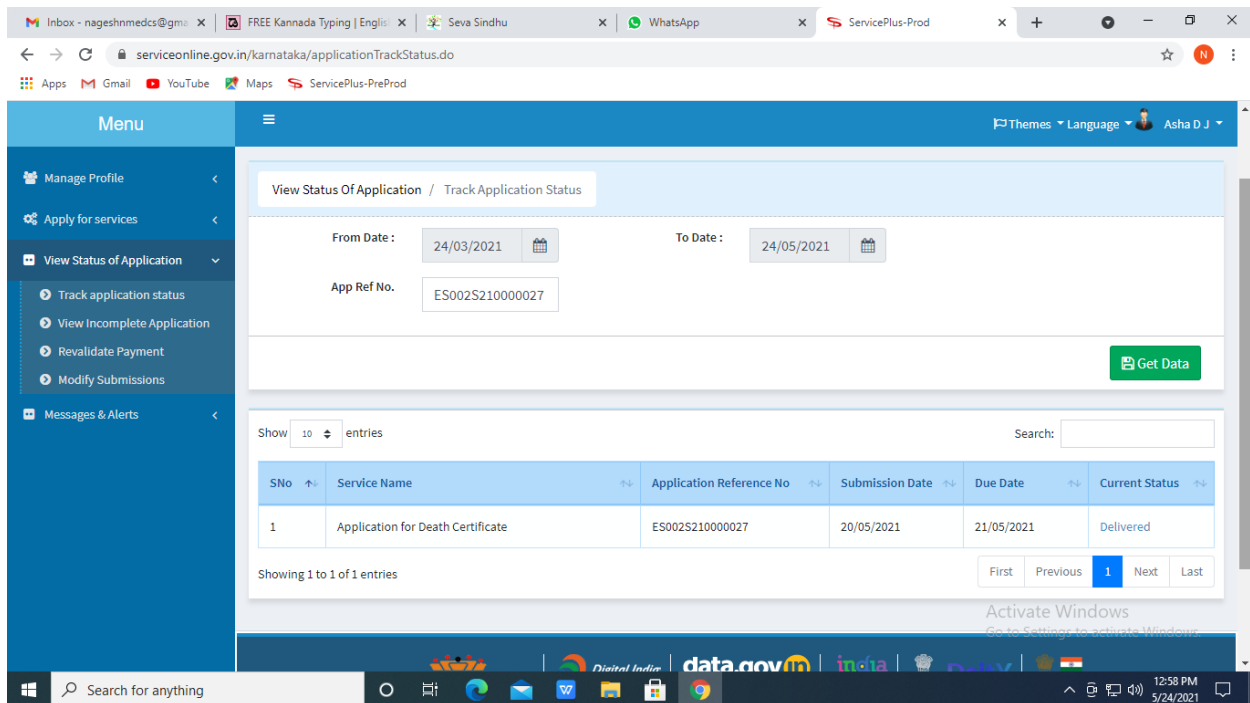
Step 18 : Once the login page is open, enter your username, password/OTP, captcha and click on **Submit.**

The screenshot shows the login page of the Seva Sindhu Government of Karnataka website. The page is titled 'Apply for Service' and 'Check Your Application Status'. The 'Apply for Service' section contains a form with a username field (9611106670), a password field, a 'Get OTP' button, a captcha field (552519), and a 'Submit' button. Below the form are links for 'Forgot Password', 'New user? Register here', and 'Know Your Eligibility'. The 'Check Your Application Status' section contains a form with a 'Select Department' dropdown, a 'Select Service' dropdown, an 'Enter your Application ID' field, and a 'Check Status Now' button. The footer includes the text '© All Rights Reserved' and 'Powered by SERVICEPLUS'.

Step 19 : Click on **View Status of Application** --> **Track application status**. Enter Application Reference Number (you can refer to Acknowledgment/SMS to get Application Reference Number) and click on **Get Data**.



Step 20 : Check Current Status of the application. If it is delivered, Click on **Delivered**.



Step 21 : Under Issue Document(s), click on **Output Certificate**.

ServicePlus
Metadata-based Integrated eServices

Menu

- Manage Profile
- Apply for services
- View Status of Application
 - Track application status
 - View Incomplete Application
 - Revalidate Payment
 - Modify Submissions
- Messages & Alerts

Status of Application

Application Reference Number : ES002S210000027

Name of the Service : Application for Death Certificate

Applied By : Asha D J

Application due Date : 21/05/2021

S.No.	Task Name	Form Details	Issued Document(s)	Status	Remarks
1	Application Submission	View	Acknowledgement	Completed	NA
2	Push application data to DB	NA	Nil	Forwarded	View
3	Callback Webservice	NA	Output Certificate	Delivered	View

Showing 1 to 1 of 1 entries

Close

Step 22 : Police Verification Certificate (PVC) for Domestic servants/House Keeping's Output Certificate will be downloaded. You can print the certificate if required.

WPS Office

Application for ...gree Certificate

User Manual - Death Certificate

HE003S210000023.pdf

Home Insert Comment Edit Page Protect Tools

Hand Tool

Select Tool Edit Text Edit Picture PDF to Office PDF to Picture Annotate Rotate

75%

1/1

Auto Scroll Read Mode Background Screen Grab Find Highlight Note

Mangalore University

No: HE003S210000023
Date: 24/05/2021

Sub: Approval of Issue of Duplicate Degree Certificate

We are pleased to inform you that the Duplicate Degree Certificate HE003S210000023 has been dispatched to your mailing address provided to the University

The Dispatch details are as follows:

Courier Name / Post:let
Dispatch Date:24/05/2021
Tracking ID :test
Website address of the Courier / Speed Post:es
For any clarification please contact us.

Date :24/05/2021

Registrar

Test Data / Test Data

Activate Windows
Go to Settings to activate Windows.

1:36 PM
5/24/2021